



**PT GARDA TUJUH BUANA Tbk**  
Coal Mining and Mining Services

# **PUBLIK EKSPOSE INSIDENTIL** ***INCIDENTAL PUBLIC EXPOSE***

Jakarta, 18 September 2023  
Kolega Coworking Space  
Gedung Menara Hijau Lt. 7



**PT GARDA TUJUH BUANA Tbk**  
Coal Mining and Mining Services

## **MATERI PUBLIK EKSPOSE / PUBLIC EXPOSE AGENDA**

1. Perkembangan kinerja dan operasional  
*Performance and operational developments*
2. Ringkasan Laporan Keuangan/*Summary of Financial Reports*
3. Rencana Usaha Perseroan/*Company Business Plan*



## 1. Perkembangan kinerja dan operasional 2023

### A. *Kondisi Pasar / Market Condition*

- Permintaan batubara global meningkat / *Demand of coal is rising*
- Harga batubara meningkat / *Price of coal is rising*

### B. *Kondisi Perusahaan / Company Condition*

- kinerja perusahaan sangat baik dibandingkan kinerja tahun sebelumnya. Selain itu, karena volume yang lebih baik, pengendalian biaya juga dapat dicapai  
*the company has done phenomenally well compared to earlier year's performances. Besides this, due to better volumes, control over cost could also be achieved.*
- Juni 2023 berhasil menciptakan sentimen pasar yang positif, karena laba kuartalan sekitar USD 9,2 juta. dibandingkan periode yang sama tahun lalu yaitu sekitar USD 1,6 juta.  
*June 2023 has successfully created positive market sentiment since the quarterly profit is **USD 9.2 million**. compared to the same period last year **USD 1.6 million** approx.*
- Perseroan mengumumkan dividen sebesar 13,63% pada bulan Juni 2023. Harga saham perseroan mengalami kenaikan sejak saat itu. Maklum saja harga sahamnya Rp 155 yang naik menjadi Rp 356 setelah pembagian dividen.  
*the company declared a dividend of **13.63%** in the month of June 2023. The share price of the company has seen the upswing since then. Just to understand the share price was **Rp 155** which went up to **Rp 356** after the declaration of dividend.*

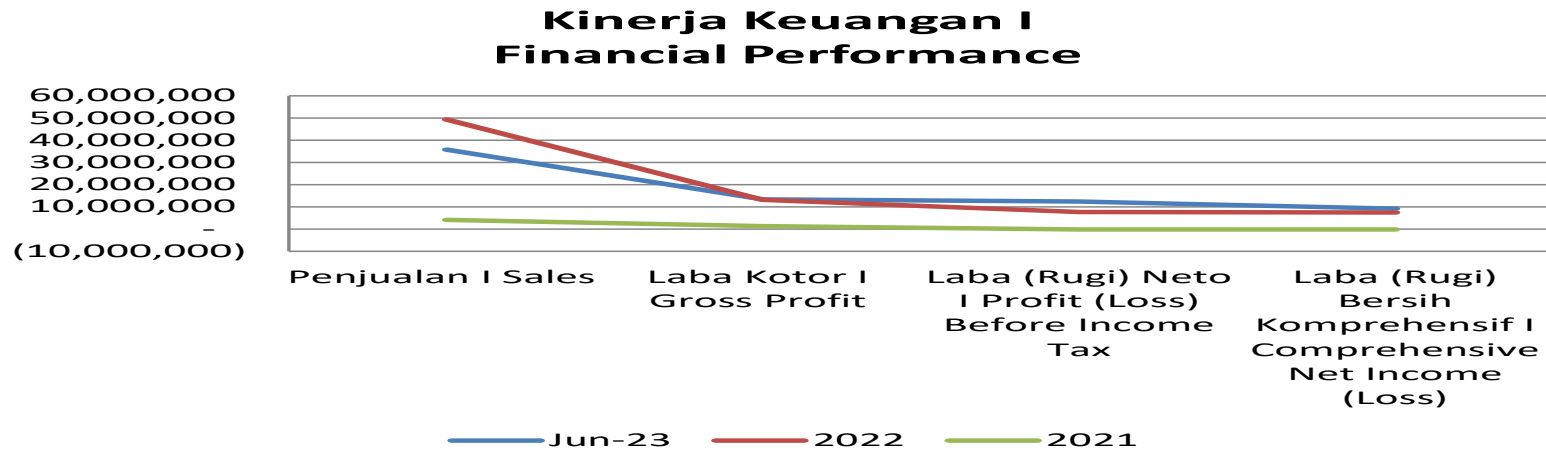


## 2. Ringkasan Laporan Keuangan/*Summary of Financial Report* Performa/*Performance* : RINGKASAN / *SUMMARY* up to June 2023 (1)

Posisi Keuangan / <i>Financial Position</i>	Jun-23	2022	2021	2020	2019
Aset Lancar / <i>Current Assets</i>	17,966,006	9,832,414	2,991,571	1,759,932	1,731,993
Aset Tidak Lancar / <i>Non-Current Assets</i>	50,371,990	51,906,012	54,093,089	54,330,025	53,318,631
Total Aset / <i>Total Assets</i>	68,337,996	61,738,426	57,084,660	56,089,957	55,050,624
Liabilitas Lancar / <i>Current Liabilities</i>	5,889,562	4,859,615	5,436,210	4,085,557	3,789,638
Liabilitas Tidak Lancar / <i>Non-Current Liabilities</i>	6,328,960	9,959,775	10,467,583	10,222,141	8,724,466
Total Liabilitas / <i>Total Liabilities</i>	12,218,522	14,819,390	15,903,793	14,307,698	12,514,104
Saldo Laba (Rugi) / <i>Profit (Loss) Balance</i>	16,250,128	8,750,960	10,684,971	12,305,344	15,870,313
Labanya (Rugi) Tahun Berjalan / <i>Profit (Loss) Current Year</i>	9,200,438	7,499,168	(214,083)	(1,210,955)	(4,014,921)
Ekuitas – Bersih / <i>Net Equity</i>	56,119,474	46,919,036	41,180,867	41,782,261	42,536,520
<b>Penjualan / <i>Revenue</i></b>	<b>35,727,782</b>	<b>49,267,169</b>	<b>4,117,385</b>	-	<b>16,334,616</b>
Labanya Kotor / <i>Gross Profit</i>	13,385,955	13,201,250	1,293,323	(503,811)	(1,973,569)
Labanya Bersih / <i>Net Income</i>	12,355,112	7,499,168	(214,083)	(1,210,956)	(4,014,921)
Total Labanya Komprehensif Tahun Berjalan	9,200,438	7,458,097	(191,976)	(1,204,211)	(3,882,506)
<i>Total Comprehensif Income for the year</i>					



## 2. Ringkasan Laporan Keuangan/*Summary of Financial Report* Kinerja Keuangan/*Financial Performance: up to June 2023 (2)*

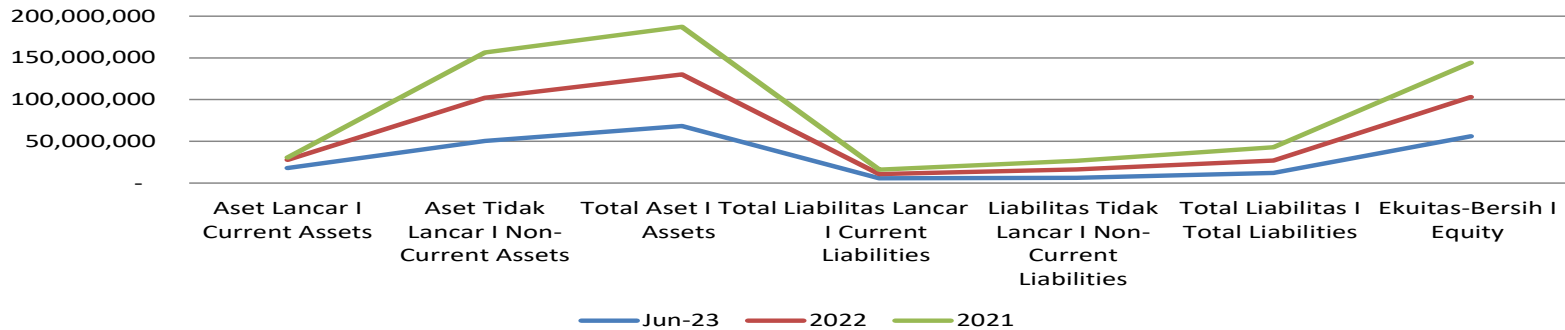


	Jun-23	2022	2021
Penjualan I Sales	35,727,782	49,267,169	4,117,385
Laba Kotor I Gross Profit	13,385,955	13,201,250	1,293,323
Laba (Rugi) Neto I Profit (Loss) Before Income Tax	12,355,112	7,647,865	(214,083)
Laba (Rugi) Bersih Komprehensif I Comprehensive Net Income (Loss)	9,200,438	7,458,097	(191,976)



## 2. Ringkasan Laporan Keuangan/*Summary of Financial Report* Kinerja Keuangan/*Financial Performance: up to June 2023 (3)*

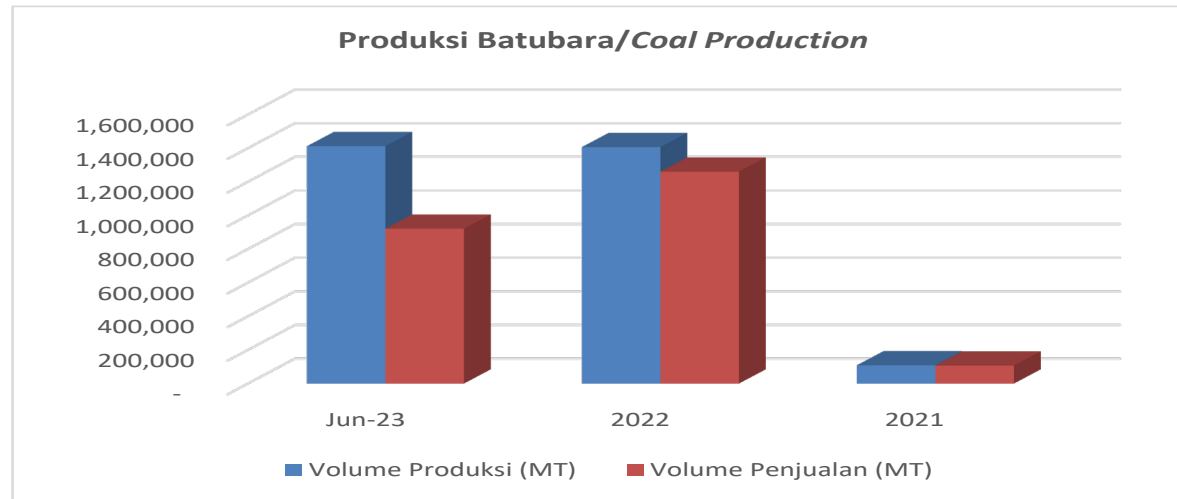
**Posisi Keuangan | *Financial Position***



	<b>Jun-23</b>	<b>2022</b>	<b>2021</b>
Aset Lancar   <i>Current Assets</i>	17,966,006	9,832,414	2,991,571
Aset Tidak Lancar   <i>Non-Current Assets</i>	50,371,990	51,906,012	54,093,089
Total Aset   <i>Total Assets</i>	68,337,996	61,738,426	57,084,660
Liabilitas Lancar   <i>Current Liabilities</i>	5,889,562	4,859,615	5,436,210
Liabilitas Tidak Lancar   <i>Non-Current Liabilities</i>	6,328,960	9,959,775	10,467,583
Total Liabilitas   <i>Total Liabilities</i>	12,218,522	14,819,390	15,903,793
Ekuitas-Bersih   <i>Equity</i>	56,119,474	46,919,036	41,180,867



## 2. Ringkasan Laporan Keuangan/*Summary of Financial Report* Kinerja Keuangan/*Financial Performance: up to June 2023 (3)*



	Jun-23	2022	2021
Volume Produksi (MT)	1,411,631	1,406,622	109,035
Volume Penjualan (MT)	921,224	1,260,619	107,370



---

## 2. Ringkasan Laporan Keuangan/*Summary of Financial Report* Kinerja Keuangan/*Financial Performance*: up to June 2023 (4): PENJUALAN/*SALES*

---

	2021 (in USD)	2022 (in USD)	% change	June 2023 (in USD)
Penjualan/ <i>Sales</i>	4,117,385	49,267,169	1096%	35,727,782
Laba Bruto/ <i>Gross Profit</i>	1,293,323	13,201,250	920%	13,385,955
Laba Sebelum Pajak Penghasilan/ <i>Profit Before Tax</i>	(214,083)	7,647,865	3400%	12,355,112
Laba (Rugi) bersih per saham/ <i>EPS</i>	(0.000076)	0.002983		0,0002





---

## Rencana Usaha Perseroan/*Company Business Plan*

---

Perusahaan memperkirakan permintaan yang stabil untuk produk batubaranya dan memiliki cadangan yang cukup untuk mempertahankan kesuksesan model bisnisnya dalam jangka menengah dan panjang. Selain itu, perusahaan juga menjajaki cara lain untuk mengurangi biaya. Perusahaan juga telah menunjuk konsultan rantai pasokan yang saat ini sedang meninjau seluruh proses produksi dan logistik. Sebagai hasil utama dari keterlibatan ini, perusahaan berharap dapat mencapai pengurangan biaya lebih lanjut. Perusahaan juga mulai menjajaki pasar baru secara global seperti Jepang dan Filipina. Perusahaan memperkirakan akan meningkatkan volume penjualannya dari 2.000.000 MT menjadi 3.000.000 MT dalam waktu dekat dengan harga yang lebih baik di pasar baru.

*The company foresees stable demand for its coal products and has enough reserves to sustain the business model successfully on a mid to long-term basis. Further, the company is also exploring other avenues where the cost can be reduced. The company has also appointed a supply chain consultant, who is currently reviewing the whole process of production and logistics. As a primary result of this engagement, the company expects to achieve further reduction in costs. The company has also started exploring new markets globally such as Japan and the Philippines. The company expects to increase its sales volume going up from **2.000.000 MT** to **3.000.000 MT** approximately in the near future with better pricing in the new markets.*



---

## Perkembangan terkini / *Updates*

---

- RUPS di 2023 sebanyak 1 RUPS Tahunan dan 2 RUPS Luar Biasa;  
*AGM in 2023 conducted : 1 AGM and 2 EGMOS;*
- Laporan keuangan tahun 2020-2023 sudah dilakukan di XBRL;  
*Financial Statement period of 2020-2023 have bees submitted in XBRL;*
- Produksi batu bara berjalan normal dan lancar;  
*Coal production runs normally and smoothly.*
- Selama tahun 2023, total pengiriman estimasi/kontrak sebanyak 31 buah, dan sejauh ini kami telah menyelesaikan 20 buah. Sisa pengiriman akan selesai pada akhir tahun.  
*During 2023, total estimated/contracted shipments are 31 out of which so far we have completed 20. The rest of the shipments will be completed by the end of the year.*